

Christian Schools Sports Association




Secondary State Athletics Carnival

Sydney International Athletics Centre
Sydney Olympic Park
Homebush Bay

Thursday 29 August 2024





CSSA OFFICIALS 2024

President:

Vice President:

Rob Archer

St George CS

Executive Officer:

Linda Heslehurst

Email:

linda@cssa.nsw.edu.au

Website:

www.cssa.net.au

Carnival Referees:

Daniel Nixon

SCHOOLS COMPETING

Far West

Brewarrina CS, Deniliquin CS, Dubbo CS, Orange CS
Namoi Valley CS, Parkes CS, Verity CC, Wagga Wagga CC,
Wellington CS

Hunter

Arise CC, ACC - Singleton, Belmont CC
Carinya CS – Gunnedah, Carinya CS - Tamworth, Charlton CC
Green Point CC, Hunter CS, Maitland CS, Midcoast CC
Pacific Brook CS, Wyong CCS

Nepean

Bethel CS, Mamre AS, Mountains CS, Nepean CS
Penrith CS, Richard Johnson AS, The Lakes CC
Wycliffe Hope School, Wycliffe CS

North Coast

Casino CCS, Coffs Harbour Bible Church School
Coffs Harbour CCS, Heritage CCS, Moree CCS, Hinterland CS
Nambucca Valley CCS, Pacific Coast CS, Pacific Hope CS
Pacific Valley CS, Port Macquarie AS, Richmond CC
St Andrew's CCS, Summerland CC, Valley Hope School

North Met

Covenant CS, New Hope School, Nth Beaches CS
Oxford Falls Grammar, Pacific Hills CS, Wahroonga AS

South Coast

Cedars CC, Illawarra CS, Calderwood CS, Nowra CS
Snowy Mts CS, Sth Highlands CS

South Met

Condell Park CS, Inaburra, Greenacre Baptist CCS,
Leppington AC, Macarthur AC, Mt Annan CC, Oran Park AC
Regents Park CS, St George CS, Shire CS,
Southern Cross Baptist CCS, William Carey CS

West Met

ACC – Marsden Park, Ebenezer CC, Kuyper CS, Mt View AC
Norwest CC, St Narsai AC, Toongabbie CC, Tyndale CS

COMPETITION RULES

1. IAAF Rules apply.
2. Students **MUST** compete in their age group for all events (including relays)
3. A student's age is determined by the age he/she turns this year ie. by the 31st Dec 2024
4. Secondary Age Championship points will be awarded from **age events only**.
5. Each Zone may enter in each age group:
Track Events: **3 competitors per event**
Field Events: **3 competitors per event** * 3rd place must achieve qualifying distance/height
Relays: **3 school based teams** * **Competitors can only compete in one relay**
6. Officials, teachers and competitors are **only** allowed inside the track area.
Competitors must leave as soon as their event is finished.
Students **MUST NOT** cross the infield at any time
7. Times indicated in the program are a guideline only and are in no way binding.
8. Athletes should report immediately marshalling calls are made. If a track event coincides with a competitor's field event(s), they should report to the field event officials and have his/her name recorded and then proceed to the track event.
9. Students must compete in their allocated lanes.
10. **Starting:**
a) Use of blocks is optional in 100m, 200m & 400m events.
b) Method: Events up to & including 400m – **On your Marks, Set, Gun**
Events 800m and over – **On your Marks, Gun**

c) False starts: the competitor responsible for causing the false start will be warned for a first breach, disqualified for their second breach.
11. **Place getters**
Competitors must return to the finish line in their respective lanes and remain until places are allocated.
12. **Track/Field Events**
Athletes are responsible for knowing which events they have nominated to compete in at the carnival and if there will be a clash between a track & field event. At the commencement of a field event athletes are to inform the official that they need to compete in a track event in the next 30 minutes. Athletes that need to go to a track event must stay at the field event as long as possible and must notify the official before they leave so that they can have their next jump to ensure the flow of the competition. On completion of their track event the athlete must return immediately to the field event, notify the official and rejoin the competition. High Jump - the bar **WILL NOT** be lowered on an athlete's return if it has been raised whilst competing at a track event.
13. **High Jump Wet Weather Procedure**
If conditions are ruled unsafe by the Carnival Referee due to water on the take-off area, students will only be able to compete if they are wearing spikes.
14. **Spikes + Starting Blocks - *SOPAC ruling***
Competitors **MUST** use starting blocks if they are wearing spikes in the 100m & 200m track events.

15. **Dress Code:**
- **Shoes** must be worn in all events for safety.
 - Spikes are allowed for ALL events including 800m & 1500m
 - Maximum length of spikes for ALL events is 7mm with the exception of High Jump 9mm
 - Students will not be permitted to compete in the carnival unless they are in proper **school/zone sports uniform**.
 - Bicycle pants/skins may be worn only if they are approved by their school and are the same colour as their sports uniform or black or navy.
 - **Compression clothing** may be worn ONLY if they are approved by their school and are the same colour as their sports uniform or black or navy.
 - Students must compete in uniforms which are modest. One piece or two piece running suits, similar to swimming costume design, are not permitted.
 - Competitors must start & finish an event in the correct attire.
 - At no time are competitors allowed to discard clothing throughout an event.
16. **Protests:** Protests can be made to the Carnival Referee by the team manager within 30 minutes of the conclusion of the event. The Referee's decision in all cases is final.
17. **Accidents:** Should an accident occur, the teacher in charge of the event is to fill in an accident form, obtainable from the First Aid room. The injured athlete should report to the First Aid Officer at the ground which is near the finish line.

CARNIVAL ORGANISATION

Schools are expected to provide adequate supervision for their own students throughout the whole day. This venue has many areas for students to get lost in or misbehave, so every effort must be made to ensure that students remain in their stand area. Students must not be in the vicinity of the main administration foyer.

Teachers responsible for the supervision of student spectators at the State Carnival CAN NOT act as carnival officials at the same time.

There will be a canteen open throughout the day operated by the Athletics Centre.

Schools are responsible to ensure that their students know which event they are in and that they are dressed according to the rules of the CSSA Handbook.

**Please ensure that you have a copy of the current CSSA handbook
which can be downloaded from the CSSA website:**

www.cssa.net.au

Schools are responsible to ensure that their students know the CSSA Code of Conduct and Disputes & Discipline Policy.

Students must not go onto the grassed area inside the track for any reason. Students found breaching this rule may be disqualified from the carnival by the Carnival Referee

SECONDARY STATE ATHLETICS OFFICIALS 2024

**Carnival Referee
Announcer**

CSSA Official: Daniel Nixon
CSSA Official: Gemma West

Track Officials

Track Referee

[NSW Athletics](#)

Chief Timekeeper (multi-timer)

[NSW Athletics](#)

Chief Track Judge

[NSW Athletics](#)

Chief Track Coordinator

CSSA Official: Gordon Bromhead

Finish Line

Mt View AC + Wahroonga AS

Photo Finish

[SDS Team \(3\)](#)

Marshals

Oxford Falls Grammar Teacher + 1 student runner

Assistant Marshal

ACC – Marsden Park - Teacher + Wycliffe CS – Teacher

Starter

[NSW Athletics – Ron Richter](#)

Starter Assistant

Penrith CS Adult

Check Starters

Nth Beaches CS Adult + 1 student runner

Oran Park AC Adult + 1 student runner

Recording Room

Data Entry

[SDS Team \(2\)](#)

Results

Regents Park CS Adult + 1 student

First Aid

Complete Body Dynamics

Clothing Sales

CSSA Officials x 2

Multiclass Official

CSSA Official: Carolyn Sparkes

Field Officials

[NSW Athletics Jump Official](#)

Long Jump

1. **Toongabbie CC** + 1 student helper & **Calderwood CS** + 1 student helper
2. **Sth Highlands CS** + 1 student helper & **St George CS** + 1 student helper

High Jump

1. **Wyong CC** + 1 student helper & **William Carey** + 1 student helper
2. **Illawarra CS** + 1 student helper & **Maitland CS** + 1 student helper

[NSW Athletics Throw Official](#)

Shot Put 1

1. **Richard Johnson AS** + 1 student helper & **Nepean CS** + 1 student helper

Shot Put 2

2. **Tyndale CS** + 1 student helper & **Green Pt CC** + 1 student helper

Discus 1

1. **Covenant CS** + 1 student helper & **Mt Annan CC** + 1 student helper

Discus 2

2. **Mamre AS** + 1 student helper & **Norwest CC** + 1 student helper

Javelin 1

1. **Shire CS** + 1 student helper + **Pacific Hills CS** + 1 student helper

Javelin 2

2. **Inaburra** + 1 student helper & **Cedars CC** + 1 student helper

Relays

Change 1 TBC

Change 2 TBC

Change 3 TBC

CSSA SECONDARY STATE ATHLETICS PROGRAM

Please ensure that your students arrive on time for the first event at 8.45am as the carnival will not be held up for late competitors. 17yrs & 18+yrs age groups for all field events will be held at the same time, however they will be recorded as separate events.

TIME	EVENT NO.	GIRLS EVENT	AGE	BOYS EVENT	EVENT NO.
All track & field officials are to report to the Carnival Referee at the finish line by NO LATER THAN 8.30am					
8.45am	1	800m	12	Shot Put 1	9
	2	800m	13		
	3	800m	14	Discus 2	10
	4	800m	15	Javelin 1	11
	5	800m	16	Long Jump 1	12
	6	800m	17	High Jump 1	13
	7	800m	18+	High Jump 1	14
	8	Multiclass 800m	Open	Multiclass Shot Put 1	15
9.30am	16	Shot Put 2	12	800m	23
			13	800m	24
	17	Discus 1	14	800m	25
	18	Javelin 2	15	800m	26
	19	Long Jump 2	16	800m	27
	20	High Jump 2	17	800m	28
	21	High Jump 2	18+	800m	29
	22	Multiclass Shot Put 2	Open	Multiclass 800m	30
10.00am	31	100m	12		
	32	100m	13	Shot Put 1	39
	33	100m	14	Javelin 1	40
	34	100m	15	Long Jump 1	41
	35	100m	16	High Jump 1	42
	36	100m	17	Discus 2	43
	37	100m	18+	Discus 2	44
	38	Multiclass 100m	Open		
10.30am	45	Shot Put 2	12	100m	51
	46	Javelin 2	13	100m	52
	47	Long Jump 2	14	100m	53
	48	High Jump 2	15	100m	54
	49	Discus 1	16	100m	55
	50	Discus 1	17	100m	56
			18+	100m	57
			Open	Multiclass 100m	58
11.00am	59	200m	12	High Jump 1	67
	60	200m	13	Discus 2	68
	61	200m	14	Shot Put 1	69
	62	200m	15		
	63	200m	16	Javelin 1	70
	64	200m	17	Long Jump 1	71
	65	200m	18+	Long Jump 1	72
	66	Multiclass 200m	Open		
11.30am	73	High Jump 2	12	200m	79
	74	Discus 1	13	200m	80
	75	Shot Put 2	14	200m	81
			15	200m	82
	76	Javelin 2	16	200m	83
	77	Long Jump 2	17	200m	84
	78	Long Jump 2	18+	200m	85
			Open	Multiclass 200m	86

TIME	EVENT NO.	GIRLS EVENT	AGE	BOYS EVENT	EVENT NO.
12.00pm	87	1500 m	12	Long Jump 1	94
	88	1500 m	13	High Jump 1	95
	89	1500 m	14		
	90	1500 m	15	Shot Put 1	96
	91	1500 m	16	Discus 2	97
	92	1500 m	17	Javelin 1	98
	93	1500 m	18+	Javelin 1	99
			Open	Multiclass Long Jump 1	100
12.30pm	101	Long Jump 2	12		
	102	High Jump 2	13		
			14		
	103	Shot Put 2	15		
	104	Discus 1	16		
	105	Javelin 2	17		
	106	Javelin 2	18+		
	107	Multiclass Long Jump 2	Open		
1.00pm			12	Javelin 1	112
			13	Long Jump 1	113
	108	12-14yrs Girls Relay	14	High Jump 1	114
	109	12-14yrs Boys Relay	15	Discus 2	115
			16	Shot Put 1	116
	110	Open Girls Relay	17		
	111	Open Boys Relay	18+		
		<i>Competitors can only compete in one relay</i>			
1.30pm	117	Javelin 2	12	1500 m	122
	118	Long Jump 2	13	1500 m	123
	119	High Jump 2	14	1500 m	124
	120	Discus 1	15	1500 m	125
	121	Shot Put 2	16	1500 m	126
			17	1500 m	127
			18+	1500 m	128
2.00pm			12	Discus 2	129
			13	Javelin 1	130
			14	Long Jump 1	131
			15	High Jump 1	132
			16		
			17	Shot Put 1	133
			18+	Shot Put 1	134
			Open	Multiclass Discus 1	135
2.30pm	136	Discus 1	12	400m	143
	137	Javelin 2	13	400m	144
	138	Long Jump 2	14	400m	145
	139	High Jump 2	15	400m	146
			16	400m	147
	140	Shot Put 2	17	400m	148
	141	Shot Put 2	18+	400m	149
	142	Multiclass Discus 1	Open		
3.00pm	150	400m	12		
	151	400m	13		
	152	400m	14		
	153	400m	15		
	154	400m	16		
	155	400m	17		
	156	400m	18+		
3.45pm		Clean up & Close			

Zone Seating 2024

Seating	Zone
Section 7	Hunter
Section 8	Nepean
Section 9	Nth Met
Section 10	South Coast
Section 11	West Met
Lower Section 12	South Met
Upper Section 12	Far West
Section 13	North Coast

Zone Point Score 2023

North Met	1098 pts
Hunter	1085 pts
South Met	933 pts
South Coast	717 pts
Nepean	646 pts
Far West	609 pts
West Met	563 pts
North Coast	323 pts

Age Champions 2023

12 yr Girl	Paxton Buckerfield	Orange
12 yr Boy	Xavier Burnside McKimmin	Green Point CC
13 yr Girl	Ella Power	Calderwood CS
13 yr Boy	Ashton Foley	Chalton CC
14 yr Girl	Isabella Christian	Illawarra CS
14 yr Boy	Hayden Dick	Inaburra
15 yr Girl	Ivory Osborne	Wycliffe CS
15 yr Boy	Lucas Schneider	Maitland CS
16 yr Girl	Zoe Haylen	Sth Highland CS
16 yr Boy	Nathanael Ramsay	Wahroonga AS
17 yr Girl	Jessie Fotheringham	Carinya CS Tamworth
17 yr Boy	Luke Harris	Nepean CS
18 yr Girl	Emily Strecker	Cedars CC
18 yr Boy	Riley Smith	Wycliffe CS
Open AWD Girl	Alisha Webb	Nth Beaches CS
Open AWD Boy	Alex McGrath	Dubbo CS

Girls Records as at 2023

100m

12	N. Reitsma	Tyndale	92	13.44
13	R. Adelaja	St George	23	12.48
14	E. Reinalda	Covenant	90	12.40
15	J. Hoebergen	ICS-Cord	03	12.04
16	E. Reinalda	Covenant	92	12.38
17	J. Hoebergen	ICS-Cord	05	11.86
18+	E. Strecker	Cedars	23	12.85

Shot Put

12	A. Young	CCHS	96	10.67
13	K. Standing	Bankstown	88	12.29
14	T. Vella	William Carey	11	11.85
15	K. Standing	Bankstown	90	13.40
16	G. Rowan	Charlton	12	12.43
17	K. Standing	Bankstown	92	12.07
18+	A. McIlwaine	Norwest	22	9.34

100m Para-Athlete

Open M. Youssef	TF 41	Will Car	23	19.29 (92.19%)
-----------------	-------	----------	----	----------------

Shot Put Para-Athlete

Open H. Saunders	TF 35	NBCS	16	5.94 (81.25%)
------------------	-------	------	----	---------------

200m

12	R. Adelaja	St George	22	26.70
13	R. Adelaja	St George	23	25.42
14	E. Lee	Inaburra	19	25.49
15	J. Hoebergen	ICS Cordeaux	03	24.40
16	E. Reinalda	Covenant	92	25.56
17	P. Campbell	Mamre	22	24.69
18+	E. Strecker	Cedars	23	25.60

Discus

12	R. Nelson	Inaburra	05	27.44
13	F. Collins	ACC MP	22	34.85
14	C. Ford	Hunter	04	33.59
15	S. Wilkie	Carinya T	19	36.88
16	K. Standing	Bankstown	91	36.37
17	K. Standing	Bankstown	92	37.34
18+	S. Wilkie	Carinya T	22	33.69

200m Para-Athlete

Open M. Youssef	TF 41	Will Car	23	41.38 (97.87%)
-----------------	-------	----------	----	----------------

Discus Para-Athlete

Open H. Saunders	TF 35	NBCS	19	17.36 (89.90%)
------------------	-------	------	----	----------------

400m

12	W. Bebbington	Pacific Hill	86	1:01.15
13	J. Hoebergen	ICS-Cord	01	1:01.31
14	A. Rubie	Oxford Falls	06	59.00
15	J. Hoebergen	ICS Cordeaux	03	55.90
16	J. Hoebergen	ICS Cordeaux	04	56.13
17	P. Campbell	Mamre	22	55.52
18+	E. Strecker	Cedars	23	59.86

Javelin

12	A. James	Shire	22	27.57
13	I. Hoadley	MidCoast	23	31.53
14	A. Williams	Nth Beaches	18	34.95
15	A. McIlwaine	Norwest	19	37.49
16	J. Marr	Taree	16	34.30
17	J. Marr	Taree	17	32.57
18+	A. McIlwaine	Norwest	22	39.18

800m

12	L. Alexander	Inaburra	17	2:30.05
13	Re. Junor	Penrith	98	2:28.79
14	D. Smith	Inaburra	87	2:19.61
15	K. Clemens	Tyndale	90	2:19.35
16	R. Harrigan	Coffs Harbour	99	2:25.91
17	J. Fotheringham	Carinya T	23	2:22.32
18+	E. Strecker	Cedars	23	2:25.92

Long Jump

12	R. Adelaja	St George	22	4.75
13	J. Hoebergen	ICS Cordeaux	01	5.24
14	E. Reinalda	Covenant	90	5.08
15	K. Bannister	Inaburra	05	5.33
16	N. Sykes	Dubbo	07	5.43
17	V. Young	Pacific Hills	93	5.30
18+	L. Cranston	Mt Annan	18	5.03

800m Para-Athlete

Open Sarah Dakin	TF 40	Dubbo	15	6:39.20 (89.68%)
------------------	-------	-------	----	------------------

Long Jump Para-Athlete

Open H. Saunders	TF 35	NBCS	16	2.57 (90.81%)
------------------	-------	------	----	---------------

1500m

12	P. Buckerfield	Orange	23	5:25.32
13	V. Burgum	Wagga	23	5:12.13
14	J. Wishart	Oxford Falls	19	5:06.90
15	Z. O'Shea	St George	23	5:26.98
16	E. Bennett	Nth Beaches	23	5:08.33
17	J. Fotheringham	Carinya T	23	4:49.17
18+	A. Behringer	Inaburra	23	5:08.66

High Jump

12	W. Bebbington	Pacific Hills	86	1.53
13	W. Bebbington	Pacific Hills	87	1.62
14	N. McDermott	Green Pt	10	1.61
15	N. McDermott	Green Pt	11	1.70
16	N. McDermott	Green Pt	12	1.78
17	N. McDermott	Green Pt	13	1.75
18+	H. Mills	Wagga	22	1.51

4x100m Relay

12-14yrs	Nth Beaches	19	53.38
Open	Covenant	23	51.69

Boys Records as at 2023

100m

12	M.Lee	ICS Cord	05	12.50
13	M.Lee	ICS Cord	06	12.01
14	A. MacArthur	SSCS	92	11.25
15	I. Schneider	Maitland	23	11.19
16	R. Wainwright	SSCS	10	11.08 =
	J. Moule	Rich John	23	11.08
17	W.Hamilton	Nth Beaches	00	10.80
18+	W.Hamilton	Nth Beaches	01	10.81

Shot Put

12	R. Keane	Green Pt	02	15.10
13	P. Skinner	Wycliffe	95	15.48
14	M. Blacker	CCHS	95	15.51
15	A. Tyloo	Tyndale	94	16.75
16	A. Tyloo	Tyndale	95	15.82
17	A. Tyloo	Tyndale	96	15.50
18+	M. Taylor	William Carey	13	13.54

100m Para-Athlete

Open	O. Stubbs	TF 13	Norwest	18	12.44 (94.77%)
------	-----------	-------	---------	----	----------------

Shot Put Para-Athlete

Open	K.Setco	TF 38	St George	11	9.99 (78.41%)
------	---------	-------	-----------	----	---------------

200m

12	J. Belista Dizon	Richard John	12	25.68
13	A. Foley	Charlton	23	23.84
14	N. Ramsay	Nepean	18	23.69
15	I. Schneider	Maitland	23	22.67
16	J. Moule	Rich John	23	22.43
17	W.Hamilton	Nth Beaches	00	21.92
18+	W.Hamilton	Nth Beaches	01	22.34

Discus

12	C. Vella	William Carey	05	36.48
13	N.Obaseki	Dubbo	17	43.39
14	M. Blacker	CCHS	95	52.23
15	M.Taylor	William Carey	10	55.66
16	J. Mitchison	Coverdale	96	53.64
17	M. Taylor	William Carey	12	42.01
18+	M. Taylor	William Carey	13	45.22

200m Para-Athlete

Open	O. Stubbs	TF 13	Norwest	18	25.05 (95.89%)
------	-----------	-------	---------	----	----------------

Discus Para-Athlete

Opens	C. Anderson	TF 20	Inaburra	14	27.45 (69.45%)
-------	-------------	-------	----------	----	----------------

400m

12	M.Lee	ICS Cord	05	1:02.70
13	A. Foley	Charlton	23	54.37
14	B.Allen	Carinya	11	53.77
15	N.Lambert	Coffs Harbour	01	53.18
16	S. Miani	St George	23	51.02
17	C. Brown	Wagga	98	49.90
18+	L. Van Ratingen	Covenant	19	51.31

Javelin

12	C. Vella	William Carey	05	37.92
13	C. Vella	William Carey	06	42.83
14	C. Vella	William Carey	07	57.79
15	C. Vella	William Carey	08	61.66
16	R. Steyn	Carinya T	08	55.00
17	G. Bernard	Coverdale	92	55.46
18+	J. Hoy	Belmont	02	50.65

800m

12	D. Aitkins	SSCS	85	2:21.38
13	N. Longster	Nth Beaches	23	2:08.46
14	B.Lynch	Oxford Falls	14	2:10.82
15	B. Nevin	Inaburra	85	1:56.14
16	B. Lynch	Oxford Falls	16	2:03.11
17	J. Ridley	Redeemer	94	1:56.90
18+	J. Freeman	Nth Beaches	12	2:06.09

Long Jump

12	J. Belista Dizon	Richard John	12	5.35
13	R. Blackley	Green Point	97	5.96
14	M. St Clair	Gosford	01	5.88
15	W.Bremner	Green Pt	03	6.28
16	D.Ollivier	Wycliffe	03	6.35
17	M. Brownlee	Coffs Harbour	96	6.89
18+	N. Anderson	Shire	23	6.13

800m Para-Athlete

Open	O. Stubbs	TF 13	Norwest	18	2:26.73 (90.7%)
------	-----------	-------	---------	----	-----------------

Long Jump Para-Athlete

Open	O. Stubbs	TF 13	Norwest	18	5.64 (89.52%)
------	-----------	-------	---------	----	---------------

1500m

12	J. Low	Inaburra	19	4:52.55
13	N. Longster	Nth Beaches	23	4:33.58
14	J. Olsen	Illawarra	23	4:45.99
15	J. Low	Inaburra	22	4:21.61
16	C. Sullivan	Illawarra	23	4:16.18
17	J. Norton	Oxford Falls	18	4:24.44
18+	B. Lynch	Oxford Falls	18	4:30.54

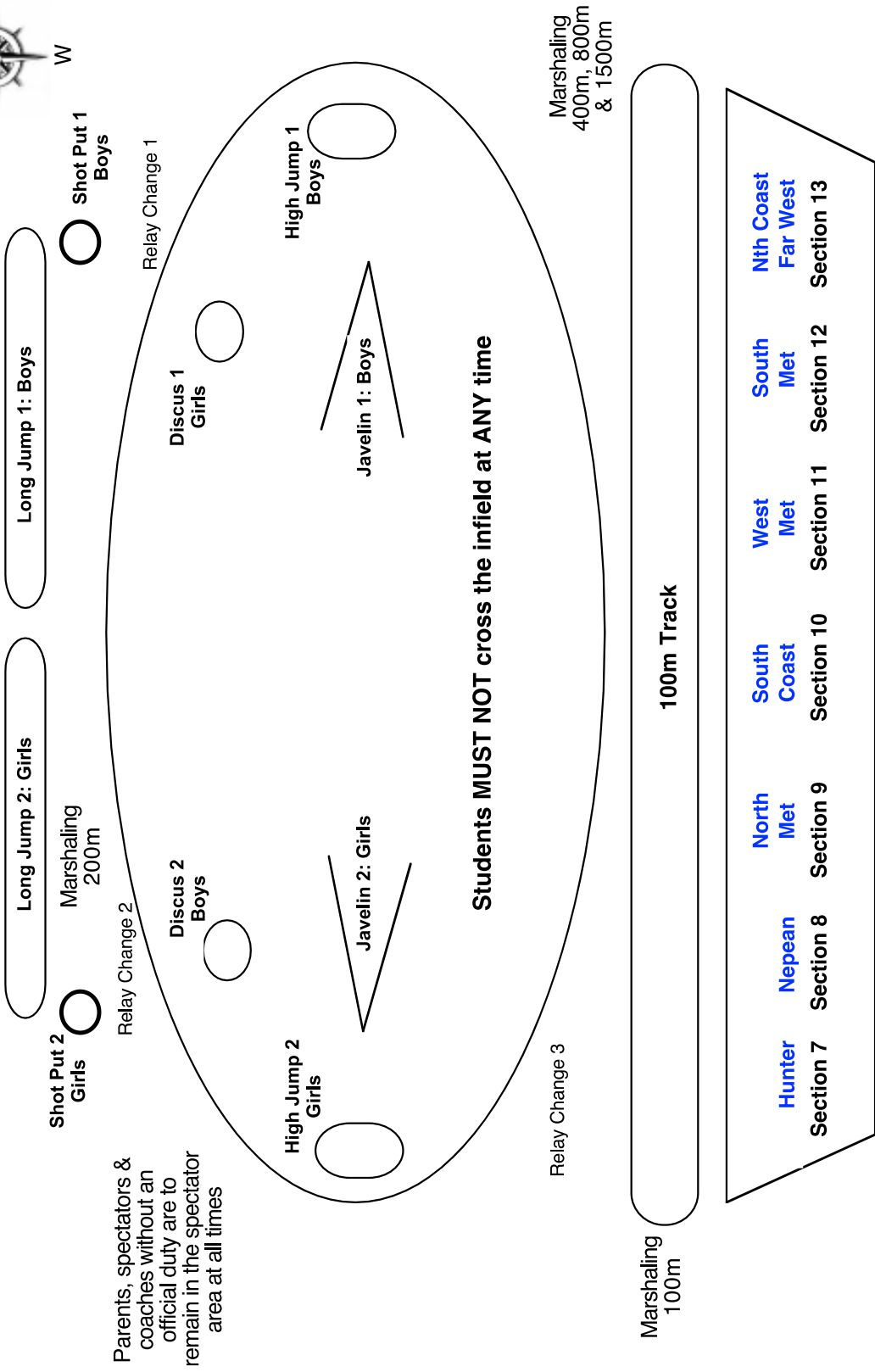
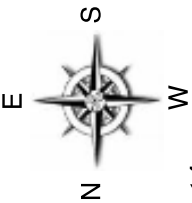
High Jump

12	P. Skinner	Wycliffe	94	1.61
13	B. Egan	Sth Highlands	16	1.70
14	B. Egan	Sth Highlands	17	1.88
15	S.Cohen	Maitland	03	1.95
16	S.Cohen	Maitland	04	2.05
17	M. Ognibene	CCHS	98	2.00
18+	R. Kruger	Oxford Falls	18	1.95

4x100m Relay

12-14yrs	Green Point	19	50.29
Open	Nth Beaches	18	45.80

CSSA Secondary State Athletics
SOPAC Venue Map



GRAND STAND ZONE SEATING