

# Christian Schools Sports Association




## Secondary State Athletics Carnival

Sydney International Athletics Centre  
Sydney Olympic Park  
Homebush Bay

Thursday 24 August 2017



CSSA website : [www.cssa.net.au](http://www.cssa.net.au)



## CSSA OFFICIALS 2017

President :	Julie Kennedy	Mamre AS
Vice President :	Daniel Nixon	Nepean CS
Executive Officer:	Linda Heslehurst	
Email:	<a href="mailto:linda@cssa.net.au">linda@cssa.net.au</a>	
Website :	<a href="http://www.cssa.net.au">www.cssa.net.au</a>	
Carnival Referee:	Andrew Hutchinson	Penrith CS

## SCHOOLS COMPETING

<b>Far West</b>	Deniliquin CS, Dubbo CS, Orange CS, Parkes CS, Wagga Wagga CC, Wellington CS
<b>Hunter</b>	ACC – Singleton, Belmont CC, Carinya CS, Charlton CC, Green Point CC, Hunter CS, Maitland CS, Medowie CS, Taree CCS, Wyong CCS
<b>Nepean</b>	Bethel CS, Mamre AS, Mountains CS, Nepean CS, Penrith CS, Richard Johnson AS, The Lakes CC, Wycliffe CS
<b>North Coast</b>	Casino CCS, Coffs Harbour CCS, Heritage CCS, Moree CCS, Hinterland CS, Nambucca Valley CCS, Pacific Coast CS, Pacific Hope CS, Pacific Valley CS, Richmond CC, St Andrew's CCS, Summerland CS
<b>North Met</b>	Covenant CS, New Hope School, Nth Beaches CS, Oxford Falls GS, Pacific Hills CS, Wahroonga AS
<b>South Coast</b>	Cedars CC, Illawarra CS, Calderwood CS, Nowra CS, Snowy Mts CS, Sth Highlands CS
<b>South Met</b>	Inaburra, Greenacre Baptist CCS, Macarthur AC, Mt Annan CC, Regents Park CS, St George CS, Shire CS, William Carey CS
<b>West Met</b>	ACC – Marsden Park, Kuyper CS, Mountain View AC, Mar Narsai Ass, Norwest CC, Toongabbie CS, Tyndale CS, Westmead CGS

# COMPETITION RULES

1. I.A.A.F Rules apply unless local rules stated in CSSA Handbook 2017
2. Students **MUST** compete in their age group for all events (including relays)
3. A student's age is determined by the age he/she turns this year ie. by the 31<sup>st</sup> Dec 2017
4. Secondary Age Championship points will be awarded from **age events only**.
5. Each Zone may enter in each age group:  
Track Events:           **3 competitors per event**  
Field Events:           **3 competitors per event** \* 3<sup>rd</sup> place must achieve qualifying distance/height  
Relays:                   **3 school based teams**
6. Officials, teachers and competitors are **only** allowed inside the track area.  
Competitors must leave as soon as their event is finished. Students **MUST NOT** cross the infield at any time
7. Times indicated in the program are a guideline only and are in no way binding.
8. Athletes should report immediately when marshalling calls are made. If a track event coincides with a competitor's field event(s), they should report to the field event officials and have his/her name recorded and then proceed to the track event.
9. Students must compete in their allocated lanes.
10. **Starting:**
  - a) Use of blocks is optional in 100m, 200m & 400m events.
  - b) Method:   Events up to & including 400m   – ***On your Marks, Set, Gun***  
                  Events 800m and over               – ***On your Marks, Gun***
  - c) False starts: the competitor responsible for causing the false start will be warned for a first breach, disqualified for their second breach.
11. **Place getters**  
Competitors must return to the finish line in their respective lanes and remain until places are allocated.
12. **Field Events**  
Competitors must report to the event area as soon as the marshaling call is made.  
If a competitor is also in a track event at the same time, he/she will report to the track event after registering first at the field event.

13. **Dress Code:**

- **Shoes** must be worn in all events for safety.
- Spikes are allowed for ALL events.
- Students will not be permitted to compete in the carnival unless they are in proper **school/zone sports uniform**.
- Bicycle pants/skins may be worn only if they are approved by their school and are the same colour as their sports uniform or black or navy.
- **Compression clothing** may be worn ONLY if they are approved by their school and are the same colour as their sports uniform or black or navy.
- Students must compete in uniforms which are modest. One piece or two piece running suits, similar to swimming costume design, are not permitted.
- Competitors must start & finish an event in the correct attire.
- At no time are competitors allowed to discard clothing throughout an event.
- **Power Bands** are not permitted.

14. **Protests** : Protests can be made to the Carnival Referee by the team manager within 30 minutes of the conclusion of the event. The Referee's decision in all cases is final.

15. **Accidents** : Should an accident occur, the teacher in charge of the event is to fill in an accident form, obtainable from the First Aid room. The injured athlete should report to the  
the  
First Aid Officer at the ground which is near the finish line.

### **CARNIVAL ORGANISATION**

Schools are expected to provide adequate supervision for their own students throughout the whole day. This venue has many areas for students to get lost in or misbehave, so every effort must be made to ensure that students remain in their stand area. Students must not be in the vicinity of the main administration foyer.

**Teachers responsible for the supervision of student spectators at the State Carnival CAN NOT act as carnival officials at the same time.**

There will be a canteen open throughout the day operated by the Athletics Centre.

Schools are responsible to ensure that their students know which event they are in and that they are dressed according to the rules of the CSSA Handbook.

**Please ensure that you have a copy of the current CSSA handbook  
which can be downloaded from the CSSA website :**

[www.cssa.net.au](http://www.cssa.net.au)

Schools are responsible to ensure that their students know the CSSA Code of Conduct and Disputes & Discipline Policy.

Students must not go onto the grassed area inside the track for any reason. Students found breaching this rule may be disqualified from the carnival by the Carnival Referee

## SECONDARY STATE ATHLETICS OFFICIALS 2017

**Carnival Referee ..** Andrew Hutchinson Penrith CS + 4 student helpers  
**Announcer** Covenant CS + 1 student runner

### Track Officials

**Track Referee** NSW Athletics  
**Chief Timekeeper (multi-timer)** NSW Athletics  
**Chief Track Judge** NSW Athletics

**Photo Finish** Helen Wood & Ron Jordan (SDS)  
**Marshals** Oxford Falls GS + one student runner  
**Assistant Marshal** CSSA Official

**Starter** NSW Athletics – Ron Richter  
**Check Starter** Illawarra CS + one student runner

### Recording Room

**Data Entry** SDS Team Members (3) + 2 student runners (Penrith CS)  
**Para-Athletes** Kate Fowler  
**Results** Carolyn Sparkes

**First Aid** Michael Viera + Assistant

**Clothing Sales** Mamre AS - Julie Kennedy + 2 students + Robyn Archer  
9.30am - 3.00pm

### Field Officials

#### **NSW Athletics Jump Official**

**Long Jump**

1. **Toongabbie CS** + 1 student helper & **Calderwood CS** + 1 student helper
2. **Sth Highlands CS** + 1 student helper & **St George CS** + 1 student helper

**High Jump**

1. **Wyong CC** + 1 student helper & **Charlton CC** + 1 student helper
2. **RPCS** + 1 student helper & **William Carey** + 1 student helper

#### **NSW Athletics Throw Official**

**Shot Put 1** 1. **Tyndale CS** + 1 student helper & **Green Pt CC** + 1 student helper  
**Shot Put 2** 2. **Richard Johnson AS** + 1 student helper & **Nepean CS** + 1 student helper

**Discus 1** 1. **Nth Beaches CS** + 1 student helper & **Mt Annan CC** + 1 student helper  
**Discus 2** 2. **Wycliffe CS** + 1 student helper & **Norwest CC** + 1 student helper

**Javelin 1** 1. **Shire CS** + 1 student helper + **Pacific Hills CS** + 1 student helper  
**Javelin 2** 2. **Inaburra** + 1 student helper & **Cedars CC** + 1 student helper

**Relays** **Change 1:** TBC **Change 2:** TBC **Change 3:** TBC

## SECONDARY STATE ATHLETICS PROGRAM 2016

Please ensure that your students arrive on time for the first event at 8.45am as the carnival will not be held up for late competitors.

Note : 17yrs & 18+yrs age groups for all field events will be held at the same time, however they will be recorded as separate events.

TIME	EVENT NO.	GIRLS EVENT	AGE	BOYS EVENT	EVENT NO.
<b>All track &amp; field officials are to report to the Carnival Referee : Andrew Hutchinson at the finish line by NO LATER THAN 8.30am</b>					
<b>8.45am</b>	1	800m	12		
	2	800m	13	Shot Put 1	9
	3	800m	14	Discus 1	10
	4	800m	15	Javelin 2	11
	5	800m	16	Long Jump 1	12
	6	800m	17	High Jump 1	13
	7	800m	18+	High Jump 1	14
	8	<b>800m Para-Athlete</b>	<b>Open</b>		
<b>9.30am</b>	15	Shot Put 2	12	800m	21
	16	Discus 2	13	800m	22
	17	Javelin 1	14	800m	23
	18	Long Jump 2	15	800m	24
	19	High Jump 2	16	800m	25
	20	High Jump 2	17	800m	26
			18+	800m	27
			<b>Open</b>	<b>800m Para-Athlete</b>	28
<b>10.00am</b>	29	100m	12	Shot Put 1	37
	30	100m	13	Discus 1	38
	31	100m	14	Javelin 2	39
	32	100m	15	Long Jump 1	40
	33	100m	16	High Jump 1	41
	34	100m	17		
	35	100m	18+		
	36	<b>100m Para-Athlete</b>	<b>Open</b>	<b>AWD Para-Athlete Shot Put</b>	42
<b>10.30am</b>	43	Shot Put 2	12	100m	49
	44	Discus 2	13	100m	50
	45	Javelin 1	14	100m	51
	46	Long Jump 2	15	100m	52
	47	High Jump 2	16	100m	53
			17	100m	54
			18+	100m	55
	48	<b>AWD Para-Athlete Shot Put</b>	<b>Open</b>	<b>100m Para-Athlete</b>	56
<b>11.00am</b>	57	200m	12	High Jump 1	65
	58	200m	13		
	59	200m	14	Shot Put 1	66
	60	200m	15	Discus 1	67
	61	200m	16	Javelin 2	68
	62	200m	17	Long Jump 1	69
	63	200m	18+	Long Jump 1	70
	64	<b>200m Para-Athlete</b>	<b>Open</b>		
<b>11.30am</b>	71	High Jump 2	12	200m	77
			13	200m	78
	72	Shot Put 2	14	200m	79
	73	Discus 2	15	200m	80
	74	Javelin 1	16	200m	81
	75	Long Jump 2	17	200m	82
	76	Long Jump 2	18+	200m	83
			<b>Open</b>	<b>200m Para-Athlete</b>	84

TIME	EVENT NO.	GIRLS EVENT	AGE	BOYS EVENT	EVENT NO.
12.00pm			12	Long Jump 1	85
			13	High Jump 1	86
			14		
			15	Shot Put 1	87
			16	Discus 1	88
			17	Javelin 2	89
			18+	Javelin 2	90
			<b>Open</b>	<b>Para-Athlete Long Jump 1</b>	91
12.30pm	92	Long Jump 2	12	<b>Open Girls Relay</b> <b>Open Boys Relay</b>	<b>99</b> <b>100</b>
	93	High Jump 2	13		
	94	Shot Put 2	14		
	95	Discus 2	15		
	96	Javelin 1	16		
	97	Javelin 1	17		
	98	<b>Para-Athlete Long Jump 2</b>	18+		
			<b>Open</b>		
1.00pm	101	400m	12	Javelin 2	108
	102	400m	13	Long Jump 1	109
	103	400m	14	High Jump 1	110
	104	400m	15		
	105	400m	16	Shot Put 1	111
	106	400m	17	Discus 1	112
	107	400m	18+	Discus 1	113
1.30pm	114	Javelin 1	12	400m	120
	115	Long Jump 2	13	400m	121
	116	High Jump 2	14	400m	122
	117	Shot Put 2	15	400m	123
	118	Discus 2	16	400m	124
	119	Discus 2	17	400m	125
			18+	400m	126
2.00pm	127	1500 m Intermediate (12, 13, 14 yrs)	12	Discus 1	129
			13	Javelin 2	130
			14	Long Jump 1	131
			15	High Jump 1	132
			16		
	128	1500 m Open (15, 16, 17, 18+ yrs)	17	Shot Put 1	133
			18+	Shot Put 1	134
		<b>Open</b>	<b>Para-Athlete Discus 1</b>	135	
2.30pm	136	Discus 2	12	1500 m Intermediate (12, 13, 14 yrs)	143
	137	Javelin 1	13		
	138	Long Jump 2	14		
	139	High Jump 2	15		
	140	Shot Put 2	16		
	141	Shot Put 2	17		
	142	<b>Para-Athlete Discus 2</b>	18+		
		<b>Open</b>		1500 m Open (15, 16, 17, 18+ yrs)	144
3.00pm	145	Relays	12		
	146	Relays	13		
	147	Relays	14		
	148	Relays	15		
	149	Relays	16		
	150	Relays	17+		
3.30pm			12	Relays	151
			13	Relays	152
			14	Relays	153
			15	Relays	154
			16	Relays	155
			17+	Relays	156
4.00pm					
		<b>Clean up &amp; Close</b>		<i>Note : No 18+ yrs relay</i>	



## Zone Seating 2017

Seating	Zone
Section 7	South Met
Upper Section 8	Far West
Lower Section 8	North Coast
Section 9	Hunter
Section 10	Nepean
Section 11	North Met
Section 12	South Coast
Section 13	West Met

## Zone Point Score 2016

North Met	1694
Hunter	1035
South Met	1016
West Met	533
Nepean	475
Far West	470
South Coast	466
North Coast	143

## Age Champions 2016

12 yr Boy	Rikky Bangert	Orange CS
12 yr Girl	Grace Baker	Charlton CC
13 yr Boy	Riley Drabsch	Coffs Harbour CCS
13 yr Girl	Grace Gray	Medowie CS
14 yr Boy	Jordan Hurrell	Pacific Hills CS
14 yr Girl	Charlotte Winston-Booth	Nth Beaches CS
15 yr Boy	Taine Peterson	Wyang CCS
15 yr Girl	Brooke Walker	Mt Annan CC
16 yr Boy	Bryn Lynch	Oxford Falls GS
16 yr Girl	Louise Cranston	Mt Annan CC
17 yr Boy	Ryan Muller	Wyang CCS
17 yr Girl	Marissa Drury	Shire CS
18 yr Boy	Scott Hajinakitas	Shire CS
18 yr Girl	Rebecca Neist	William Carey CS
Open AWD Boy	Nathaniel Baker	New Hope School
Open AWD Girl	Holly Saunders	Nth beaches CS

# Girls Records as at 2016

## 100m

12	N. Reitsma	Tyndale	92	13.44
13	J.Hoebergen	ICS-Cord	01	12.62 =
	J Bannister	Inaburra	06	12.62 =
14	E. Reinalda	Covenant	90	12.40
15	J.Hoebergen	ICS-Cord	03	12.04
16	E. Reinalda	Covenant	92	12.38
17	J.Hoebergen	ICS-Cord	05	11.86
18+	A Graves	Pacific Hills	05	12.90

## 100m Para-Athlete

Open	H. Saunders	TF 35	NBCS	16	19.66 (98.98pts)
------	-------------	-------	------	----	------------------

## 200m

12	C. Goodwin	Inaburra	98	28.53
13	J.Hoebergen	ICS-Cord	01	26.53
14	E. Reinalda	Covenant	90	26.04
15	J.Hoebergen	ICS-Cord	03	24.40
16	E. Reinalda	Covenant	92	25.56
17	J.Hoebergen	ICS-Cord	05	24.70
18+	A Graves	Pacific Hills	05	26.40

## 200m Para-Athlete

Open	H. Saunders	TF 35	NBCS	16	36.26 (112.08pt)
------	-------------	-------	------	----	------------------

## 400m

12	W.Bebbington	Pacific Hill	86	1:01.15
13	J.Hoebergen	ICS-Cord	01	1:01.31
14	A. Rubie	Oxford Falls	06	59.00
15	J.Hoebergen	ICS-Cord	03	55.90
16	J.Hoebergen	ICS-Cord	04	56.13
17	J.Hoebergen	ICS-Cord	05	56.00
18+	A. Graves	Pacific Hills	05	1:01.60

## 800m

12	S.Richardson	Mamre	11	2:31.70
13	Re. Junor	Penrith	98	2:28.79
14	D. Smith	Inaburra	87	2:19.61
15	K. Clemens	Tyndale	90	2:19.35
16	R. Harrigan	Coffs Har	99	2:25.91
17	D. Smith	Inaburra	90	2:27.68
18+	A Graves	Pacific Hills	05	2.29.31

## 800m Para-Athlete

Open	Sarah Dakin	TF 40	Dubbo	15	6:39.20
------	-------------	-------	-------	----	---------

## 1500m

Int	M.Quinn	Nowra	CS	09	4.58.98
Open	L.Muldoon	CCHS		01	4:59.40

## 4x100m Relay

12	Coverdale	95	57.64
13	Inaburra	13	54.80
14	Inaburra	07	54.00
15	Covenant	90	53.01
16	Covenant	91	53.71
17+	Covenant	92	53.14
All Age Relay	Nth Beaches	12	52.68

## Shot Put

12	A. Young	CCHS	96	10.67
13	K. Standing	Bankstown	88	12.29
14	T.Vella	William Carey	11	11.85
15	K. Standing	Bankstown	90	13.40
16	G. Rowan	Charlton	12	12.43
17	K. Standing	Bankstown	92	12.07
18+	R.Harrigan	Coffs Harb	01	9.08

## Shot Put Para-Athlete

Open	H. Saunders	TF 35	NBCS	16	5.94 (91.10pt)
------	-------------	-------	------	----	----------------

## Discus

12	R. Nelson	Inaburra	05	27.44
13	H. Wortley	Snowy Mts	06	27.70
14	C. Ford	Hunter	04	33.59
15	K. Standing	Bankstown	90	35.22
16	K. Standing	Bankstown	91	36.37
17	K. Standing	Bankstown	92	37.34
18+	R.Crowe	Wycliffe	07	25.84

## Discus Para-Athlete

Open	N. Perez	TF 37	Mamre	15	15.28
------	----------	-------	-------	----	-------

## Javelin

12	M. Azzarello	William Car	03	21.03
13	K. Standing	Bankstown	88	27.10
14	E.Debrot	ICS Tongarra	07	34.29
15	D. Kane	Covenant	97	32.36
16	J. Marr	Taree	16	34.30
17	D. Kane	Covenant	99	31.70
18+	R.Harrigan	Coffs Harb	01	29.35

## Long Jump

12	S. Mayan	Medowie	12	4.62
13	J.Hoebergen	Ill-Cord	01	5.24
14	E. Reinalda	Covenant	90	5.08
15	K Bannister	Inaburra	05	5.33
16	N.Sykes	Dubbo	07	5.43
17	V. Young	Pacific Hills	93	5.30
18+	K.Hardy	Heritage	03	4.78

## Long Jump Para-Athlete

Open	H. Saunders	TF 35	NBCS	16	2.57 (128.50pt)
------	-------------	-------	------	----	-----------------

## High Jump

12	W. Bebbington	Pacific Hill	86	1.53
13	W. Bebbington	Pacific Hills	87	1.62
14	N. McDermott	Green Pt	10	1.61
15	N. McDermott	Green Pt	11	1.70
16	N. McDermott	Green Pt	12	1.78
17	N. McDermott	Green Pt	13	1.75
18+	N.Henley	Dubbo	11	1.50

# Boys Records as at 2016

## 100m

12	M.Lee	ICS Cord	05	12.50
13	M.Lee	ICS Cord	06	12.01
14	A. MacArthur	SSCS	92	11.25
15	N.Jones	Gosford	01	11.31
16	R. Wainwright	SSCS	10	11.08
17	W.Hamilton	Nth Beaches	00	10.80
18+	W.Hamilton	Nth Beaches	01	10.81

## 100m Para-Athlete

Open	C. Stamboulie	TF 20	William Carey	15	15.02
------	---------------	-------	---------------	----	-------

## 200m

12	J. Belista Dizon	Rich John	12	25.68
13	M. Mander	Nth Beaches	16	24.49
14	M.Lee	ICS Cordeaux	07	24.00
15	A. Stephenson	Tyndale	00	23.00
16	R. Wainwright	SSCS	10	22.53
17	W.Hamilton	Nth Beaches	00	21.92
18+	W.Hamilton	Nth Beaches	01	22.34

## 200m Para-Athlete

Open	T. Gacic	TF 20	William Carey	16	31.47 (76.26pts)
------	----------	-------	---------------	----	------------------

## 400m

12	M.Lee	ICS Cord	05	1:02.70
13	M.Lee	ICS Cord	06	57.77
14	B.Allen	Carinya	11	53.77
15	N.Lambert	Coffs Harb	01	53.18
16	C. Brown	Wagga	97	51.22
17	C. Brown	Wagga	98	49.90
18+	S. Walker	Dubbo	12	52.67

## 800m

12	D. Aitkins	SSCS	85	2:21.38
13	L. Leach	Wycliffe	85	2:16.72
14	B.Lynch	Oxford Falls	14	2:10.82
15	B. Nevin	Inaburra	85	1:56.14
16	B. Lynch	Oxford Falls	16	2:03.11
17	J. Ridley	Redeemer	94	1:56.90
18+	J. Freeman	Nth Beaches	12	2:06.09

## 800m Para-Athlete

Open	N. Baker	TF 37	Pacific Hills	16	2:50.87 (79.45pts)
------	----------	-------	---------------	----	--------------------

## 1500m

Int	R. Gillon	Inaburra	10	4:42.85
Open	J. Ridley	Redeemer	94	4:18.65

## 4x100m Relay

12	William Carey	98	54.42
13	Nth Beaches	14	50.86
14	Green Point CC	14	48.28
15	Nth Beaches	16	46.30
16	Covenant	92	46.10
17+	Covenant	93	45.00
All Age Relay	Oxford Falls GS	15	46.01

## Shot Put

12	R. Keane	Green Pt	02	15.10
13	P. Skinner	Wycliffe	95	15.48
14	M. Blacker	CCHS	95	15.51
15	A. Tyloo	Tyndale	94	16.75
16	A. Tyloo	Tyndale	95	15.82
17	A. Tyloo	Tyndale	96	15.50
18+	M. Taylor	William Car	13	13.54

## Shot Put Para-Athlete

Open	K.Setco	TF 38	St George	11	9.99
------	---------	-------	-----------	----	------

## Discus

12	C. Vella	William Ca	05	36.48
13	M.Teina	Mt View	06	41.70
14	M. Blacker	CCHS	95	52.23
15	M.Taylor	William Ca	10	55.66
16	J. Mitchison	Coverdale	96	53.64
17	M. Taylor	William Car	12	42.01
18+	M. Taylor	William Car	13	45.22

## Discus Para-Athlete

Opens	C. Anderson	TF 20	Inaburra	14	27.45
-------	-------------	-------	----------	----	-------

## Javelin

12	C. Vella	William Ca	05	37.92
13	C. Vella	William Ca	06	42.83
14	C. Vella	William Ca	07	57.79
15	C. Vella	William Ca	08	61.66
16	R. Steyn	Carinya	08	55.00
17	G. Bernard	Coverdale	92	55.46
18+	J. Hoy	Belmont	02	50.65

## Long Jump

12	J. Belista Dizon	Richard John	12	5.35
13	R. Blackley	Green Point	97	5.96
14	M. St Clair	Gosford	01	5.88
15	W. Bremner	Green Pt	03	6.28
16	D.Ollivier	Wycliffe	03	6.35
17	M. Brownlee	Coffs Harb	96	6.89
18+	J. Hawley	Green Pt	05	6.07

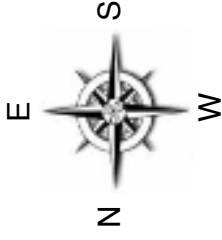
## Long Jump Para-Athlete

Open	C. Anderson	TF 20	Inaburra	14	3.29
------	-------------	-------	----------	----	------

## High Jump

12	P. Skinner	Wycliffe	94	1.61
13	B. Egan	Sth Highlands	16	1.70
14	S.Cohen	Maitland	02	1.80
15	S.Cohen	Maitland	03	1.95
16	S.Cohen	Maitland	04	2.05
17	M. Ognibene	CCHS	98	2.00
18+	M Goldsbrough	William Car	05	1.86

# CSSA Secondary State Athletics Carnival 2017

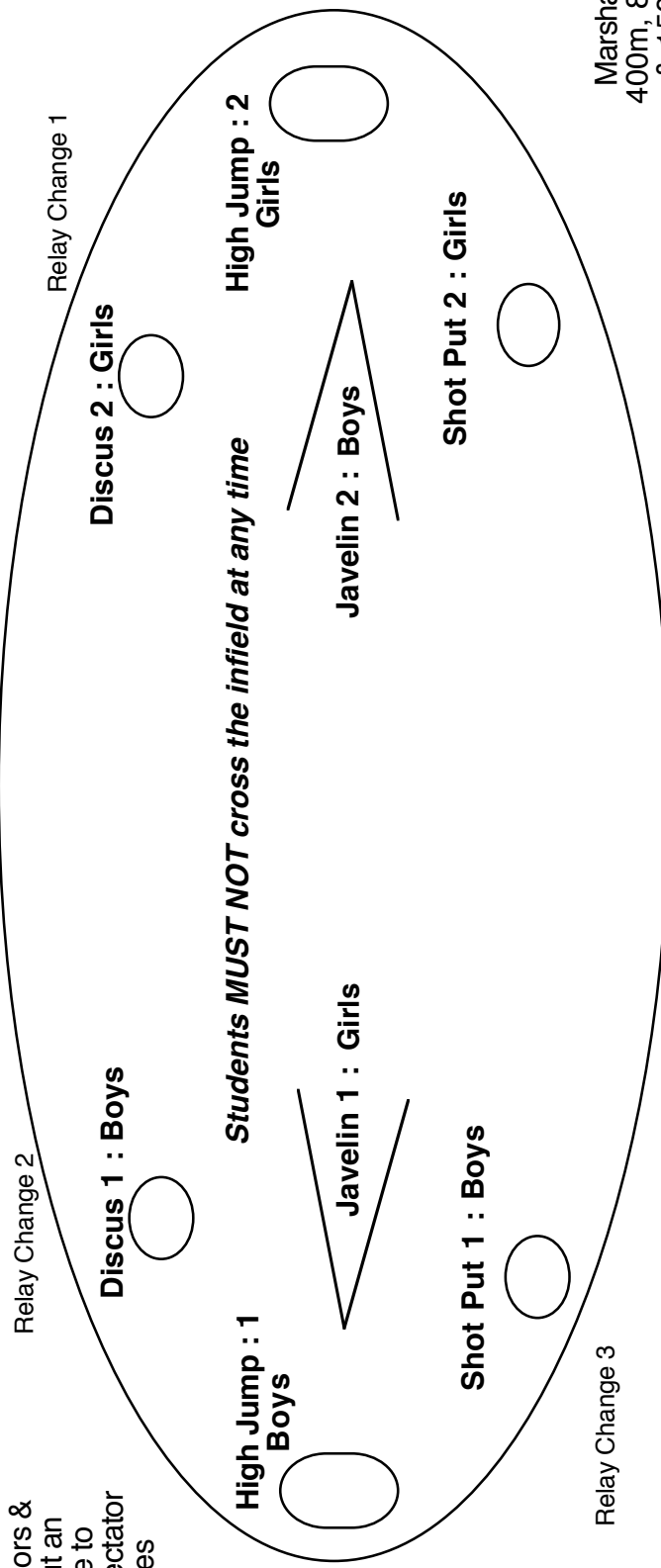


Long Jump 1 : Boys

Long Jump 2 : Girls

Marshaling  
200m

Parents, spectators & coaches without an official duty are to remain in the spectator area at all times



Marshaling  
400m, 800m  
& 1500m

Marshaling  
100m

100m Track

South Met Section 7	Nth Coast Far West Section 8	Hunter Section 9	Nepean Section 10	North Coast Section 11	South Coast Section 12	West Met Section 13
------------------------	---------------------------------	---------------------	----------------------	---------------------------	---------------------------	------------------------

## GRAND STAND ZONE SEATING